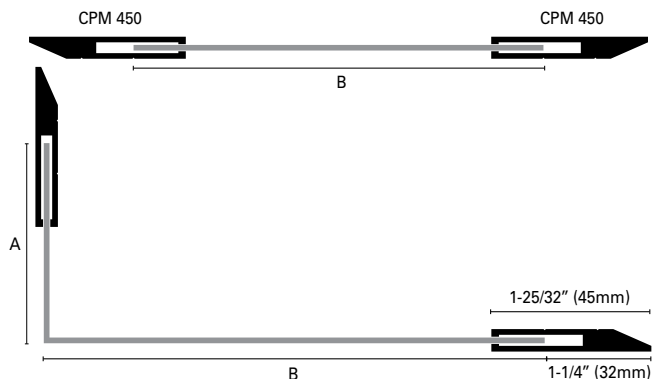





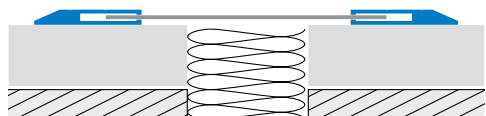
copritec™ CPM

COPRITEC CPM patented, modular expansion joint covers are custom-made to match specific site dimensions. Particularly suitable in wall and ceiling installations, they are available in two versions: flat and corner angle. The profile is composed of two lateral plates anchored with screws and dowels, and a custom-made, central, flat or angled element that slides between the plates and conceals the expansion joint.



INSTALLATION:

- Place a small amount of silicone between the lateral anchoring plates and slide the custom-made central element in a neutral position.
- Anchor the side plates with screws and dowels or with appropriate adhesive.



COPRITEC CPM 450 AS Silver Anodized Aluminum

The silver anodized aluminum lateral plates are designed to firmly anchor in the substrate while allowing differential movement by the central element.

| | B = in mm | | Finish | Art. | | |
|--------------------------------------|-----------|----|-----------------|------|-----|----|
| Material: Extruded Anodized aluminum | 1-25/32 | 45 | Aluminum Silver | CPM | 450 | AS |
| Finish: Silver (AS) | | | | | | |
| Length: 8'10" (2.70meters) | | | | | | |

COPRITEC CPM* AS Silver Anodized Aluminum Central Element

This expansion joint cover is custom-made to the customer's requirements. To calculate the necessary width, allow an 5/16" (8mm) tolerance in each lateral plate (CPM 450 AS) that you have to add 5/8" (16mm) to the width of the gap on site. This element can be flat (CPML) or a corner angle (CPMP).

| | in (mm) | Finish | Art. | |
|--------------------------------------|----------|--|--------------|----------|
| Material: Aluminum laminate anodized | B AxB | Aluminum Silver Flat Aluminum Silver Corner | CPML CPMP | AS AS |
| Finish: Silver (AS) | | | | |
| Length: 8'10" (2.70meters) | | | | |